

The Pie Card

Volume 57, September 2023, Number 9

Mid Central Region, National Model Railroad Association



FROM THE SUPERINTENDENT'S DESK

By Ron Ellison

It's September so it's time to start thinking about Division 8 elections which will take place at the beginning of 2024.



As is the case every 2 years, in even numbered years, all 4 officers' positions and 1 trustee position are open. That's Superintendent, Assistant Superintendent, Treasurer, Clerk and 1 of 3 Trustee positions. Trustees are elected to 6 year terms but the election of 3 Trustees is staggered so a single Trustee is up for election on each 2 year cycle.

With the exception of Clerk, the existing officers and 1 Trustee have agreed to serve another term. That's Ron Ellison Superintendent, Fred Soward Assistant Superintendent, Mike Berry Treasurer and Russ Weis Trustee. Bob Dawson has declined to serve another term as Clerk. That said, any member of Division 8 is eligible to run for and hold elective office.

The Superintendent is required to appoint a nominating committee by the September membership meeting. And it will be announced at the September meeting that Stan White will serve as Nominating Committee Chairman and Mark Norman and Chris Broughton will serve as committee members. If you are interested in any elective office, please contact one of the committee members. Your service to Division 8 is welcome.

The Nominating Committee will report the nominees to the Clerk prior to the January meeting and the Clerk will read the report at the January meeting.

Any nominees running unopposed may be elected by acclamation at the January meeting after a motion is proposed and passed by those members present at that meeting.

Nominations may also be made by petition to the Nominating Committee signed by five members and presented to the committee prior to the delivery of its report to the Clerk at the January meeting. After the Clerk reads the report of the Nominating Committee at the January meeting, nominations may be made from the floor by any regular member. No nomination shall stand without the knowledge and consent of the nominee.

If there is more than one nominee for any office, a ballot will be prepared and emailed to all members eligible to vote prior to the February meeting. The ballot will include biographical information about each nominee. The ballot results will be given to the Clerk who will announce the ballot results during the March Membership Meeting.

Those elected will assume office after the MCR Board of Directors Meeting at the Spring Mid Central Region Convention.

If you would like to read more about our election process and the duties of the various offices, read our bylaws here - <http://div8-mcr-nmra.org/site/pdf/bylaws.pdf>.

TIME TABLE

Sep 16, Sat 2PM, Div 8 Hybrid meeting, Jeffersontown Library and Zoom.

Sep 23, Sat, NMRAX Quarterly Convention on YouTube & Facebook

Oct 7, Sat 10AM-3PM, Southern Indiana Railroad Club Train Show & Sale

Oct 14, Sat 2PM, Div 8, Virtual Bull Session

Oct 14-15, Div. 7 Cincinnati Train & Trade show, Lakota West H.S. Westchester, OH.

Oct 21, Sat 2PM, Div 8 Hybrid meeting, Jeffersontown Library and Zoom.

Oct 28, Sat, NMRAX Monthly Update, YouTube & Facebook.

Nov 11, Sat. Div 8 Train Show & Sale

Nov 18, Sat 2PM, Div 8 Hybrid meeting, Jeffersontown Library and Zoom.

Dec 2, Sat, 4:30PM, Div 8 Christmas Party

Dec 9, Sat, 2:00 PM, Div 8, Virtual Bull Session

Dec 16, Virtual Model Contest

Dec 23, Sat, NMRAX Quarterly Convention on

SEPTEMBER 2023 CHARLIE KEELING HYBRID MODEL CONTEST

By Barry Christensen, Contest Chairman

September	Photos (model) and photos (prototype)
October	Steam locomotives
November	Displays (no size limit)
December	Highway vehicles
January	Freight cars
February	Non-steam motive power
March	Structures
April	Passenger cars
May	Cabooses
June	Open loads
July	NO CONTEST
August	MOW equipment

For August 2023, we began the 2023-2024 Charlie Keeling Hybrid Model Contest year with the contest for Maintenance of Way Equipment. Four models were entered, with Rick Geerts receiving honorable mention for his MOW D2 Caterpillar. Bob Frankrone placed third for his L&N Crane and Tender, Steve Lasher placed second for his NYC Steam Derrick, and Rick Maloney first for his Spill Recovery Car. Congratulations to these modelers! (Photos on page 3)

Here are the initial point totals: Rick Maloney with 4, Steve Lasher with 3, Bob Frankrone with 2, and Rick Geerts with 1.

For September, the 2023-2024 Charlie Keeling Hybrid Model Contest will continue with two separate contests: for Photos (Model) and also for Photos (Prototype), with separate entries for each, and separate votes for each. Photos may be color or black and white, originally taken digitally or on film.

We will send out a reminder but below are some of the Contest timeline dates for September:

- September 2nd - First day to submit entries
- September 9th - Last day to submit entries
- September 14th - Members will receive the Contest Ballot
- September 14th & 15th - Voting in the Contest Ballot ends @ 10:00 PM on the 15th
- September 16th - Winners announced at the meeting - 1st, 2nd and 3rd
- October 7th - First day to submit October entries, *Steam Locomotives*

If you need more information, go here - <http://div8-mcr-nmra.org/site/html/contest.html>.

To enter the September Contest, email **only 1 photo for each contest**, Model and Prototype, in JPG format only along with the Contest Entry Form as a PDF file to
(Continued to Column 2)



SEPTEMBER MEETING INFORMATION

The September Division 8 meeting is 2 PM **Saturday September 16th** at the Jeffersontown Library, 10635 Watterson Trail, Louisville, KY 40299. To maintain the security of the meeting, the Zoom connection information will be sent directly to members by email about a week prior to the meeting and will not be published online. Bruce DeMaeyer is presenting the program, "Why Whitefish, A Study of the GN Path to the Pacific."

CONTEST (Continued from column 1)

division8.mcr.nmra@gmail.com. Contest dates will also be listed in the Groups.io Calendar. And as always if you have questions, comments, or need help, email division8.mcr.nmra@gmail.com

We will publish the Contest timeline dates each month in *The Pie Card*.

MEMBERSHIP REPORT

By Stan White Membership Chairman

As of the last report received from Mid Central Region, we have 117 active members. Seven members have renewed their memberships: Bernard Backert, Tom Guenthner, Natalie McKee, Family McKee, Edward Ryan, Brenda Stewart, Richard Varner.

MEMBER WELFARE REPORT

Mike Berry Member Welfare Chairman

A get well card with a gift card were sent to John Helton on his recent hospital stay. And, as always, if you hear of any member or spouse ill or having lost a family member, please contact the Member Welfare Committee.

AUGUST MEETING REPORT

By Dawson, Division 8 Clerk

The meeting was called to order at the Jeffersontown Branch of the Louisville Free Public Library at 10605 Watterson Trail in Jeffersontown, KY at 2:00 PM on Saturday August 12, 2023. This was a Hybrid meeting. All officers with the exception of the clerk were present. Attendance was 30, with 22 attending in person and 8 attending virtually on Zoom. This included one visitor, the program presenter Rob Bennett.


(Continued on page 7)

FIRST PLACE

Left: Rick Maloney's G-Scale "Spill Recovery Car"

Rick kit bashed this model based on an article in a 2006 Scale Rails Magazine.

He scratch-built the tanks from 3" PVC end caps. He then built the storage cabinet and the electrical cabinet as well as the pumps from styrene. Rick mounted them on a base made from styrene "I" beams that he fastened to a "G" gauge flatcar. He painted and applied signage. The blue hoses are made from CAT 5 wire cut to length and hung on the sides.



SECOND PLACE

Left: Steve Lasher's "NYC Steam Derrick."

Steve modified a basic HO Athearn derrick which he repainted including safety yellow trim on ladders, handrails, and grabs. Custom decals were made and added to reflect Central's derrick lettering.



Many parts were added that include a turbogenerator, pop valves, and work lights on the side of the boom. He also added custom made handrails, hand holds, and grabs. He added weathering to finish the model.

THIRD PLACE

Right: Bob Frankrone's "L&N Crane and Tender."

Bob began with a very old HO Athearn 'blue-box' kit that he assembled, painted, decaled, and weathered. Bob added a few detail accessories to the tender.



AUGUST CONTEST (Continued)



HONORABLE MENTION

Left: Rick Geerts "HO MOW D2 (side-boom) Caterpillar tractors."

Rick scratch built these tractors using full-size plans scaled down to HO scale. He then printed the parts on his 3D printer.

Each piece was installed on the D2 base (boom, cable reel bracket, cable reels hook and cables). After installing the loose parts, everything except the cables was painted using UP yellow on the tracks, engine and radiator. Grimy black paint was used on the seat and control handles. He weathered them with dirt and dust all over. Decals, figures and the cables were then installed.

Right: Standing in for Charlie Keeling Model Contest Chairman Barry Christensen, Mark Norman MMR® presented Rick Maloney with his first place certificate for the August Contest. Rick is holding his first place model.



ACHIEVEMENT PROGRAM




Left: Achievement Program Chairman Mark Norman MMR® presented Cecil Stewart with a Merit Award Structures for his MKT Freight House.

SCRATCH BUILDING A QUICK AND EASY BILLBOARD

By Fred Soward, MMR® (photos by the author)

I wanted to build something fairly simple. I wanted that build to be pretty quick. I wanted to be able to use the build process as an example of what someone could comfortably knock out as their first scratch building adventure. And I wanted to be able to use whatever I built on either the Santa Cruz & Felton Railway layout or the Pikeville Traveling Layout. Remembering back to the virtual clinic presented by our good friend Dave Ackmann, from the Gateway Division, Mid Continent Region, NMRA, I decided to build an HO scale billboard.

The decision to use styrene instead of wood came down to having several stacks and bundles of styrene left over from my pursuit of the Master Builder-Cars Achievement Program certificate. I could've done it with wood, but then I would've been venturing into our uncut and untouched stash of strip wood.



Billboard Fixtures.

My first step was to review Dave's clinic that was captured and uploaded to our Division 8 YouTube channel (<https://youtu.be/f1mdgd49hAk>). I then went to Dave's website (<https://daackm.github.io/>) to download the basic instructions. There is a LOT of information on his website. Just keep scrolling down, spend some quality time there, and you'll be sure to come away with something new you didn't know before or with a handy tool or reference that Dave has freely published there.


After Dave presented his clinic on November 20, 2021, he graciously sent Division 8 a set of fixtures (jigs) to use when building the billboards. No cost to us. Not even the shipping! They're free to any Division 8 member to check out from Mike Berry, the Division 8 Librarian. All you need to do is ask him and y'all can work out when and where to get them. I reached out to Mike and picked them up from him when I handed over a completed Division 8

"Lending Agreement" form that's available in the "Members Section" of the Division 8 website (<http://div8-mcr-nmra.org/site/html/memonly.html>).

When I reviewed Dave's video and handout, I quickly realized that I did not have the exact size of styrene strips that he suggested. Well, that sort of thing never stopped me in the past, so it sure wasn't going to hold me back this time!

<u>Billboard Component</u>	<u>Dave Recommended</u>	<u>Fred Substituted</u>
Billboard Face Sheet	Evergreen 9040 (.040 sheet)	Evergreen 9020 (.020 sheet)
Face Frame	Evergreen 8210 (.22 x .122 strips)	Evergreen 125 (.020 x .100 strips)
Back Stiffeners	Evergreen 8206 (.022 x .066 strips)	Evergreen 154 (.060 x .080 strips)
Leg Components	Evergreen 164 (.80 x .80 strips)	Evergreen 154 (.060 x .080 strips)
Boardwalk	Evergreen 8210/8104 (.011 x .043)	Evergreen 144 (.040 x .080 strips)
Back Braces	Evergreen 144 (.040 x .080 strips)	None – Did not apply these

Cutting, gluing, and assembly was straightforward, mostly following Dave's guidance in the video and on the handout. Cut the pieces to meet the size of billboard you're building by either using the information in Dave's handout or using the billboard spreadsheet you can download from Dave's website. The answer is the same either way, so I just used the information in the handout. A scale rule is essential no matter how you make the cuts, of course. Although we own a NorthWest Short Line Chopper, I did not use it. Instead, for the few cuts I needed to make, I used a #18 Chisel Blade in a hobby knife handle. I find that much easier to control when making the cuts than a #11 Knife Blade. Either works, but with the flat face on the #18, I can get the cut exactly where I want it and without any chamfering which would affect the final fit, especially with mitered edges. And that's the most challenging part of this build – getting all the cuts to line up. That's in large part because there are no trim pieces and that means there's nothing to hide those cuts behind!



Bill Board Parts cut and ready for assembly.



Billboard back prior to painting.



Billboard front prior to painting.

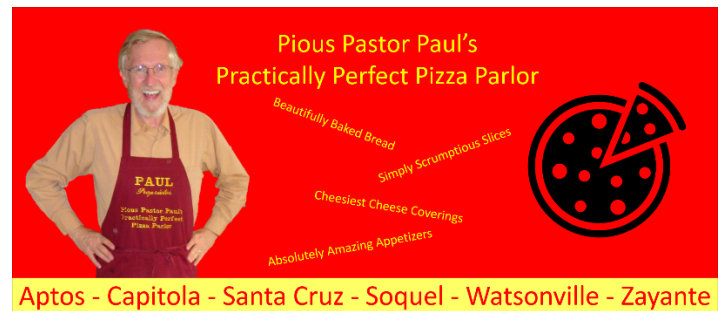
After looking at a lot of photos of billboards from the 1980's era, I decided to leave off the angled back braces. The photos I viewed showed some had 'em and some didn't. Another significant change I made after reviewing the photos, was to have two horizontal braces for each leg instead of just the one in the example Dave provided. I think the two braces make the build look

more "complete" by doing it that way.

After everything was cut to size, I used Tamiya Extra Thin liquid cement to assemble all the bits and pieces. As I said in my Back to Basics talk at our June 2023 meeting (<https://youtu.be/HYF0ay58fbM?t=1033>), I did not follow Dave's guidance on "being patient." Instead, I just barreled on through it all and knocked out the cutting and assembly in about an hour.

The glue on the entire assembly was more than fully dry before I painted the piece. I used Rust-Oleum Camouflage Forest Green straight from the rattle can. A couple of light coats worked just fine.

The final billboard images were created in PowerPoint and printed on plain copier/printer paper with a color laser printer. I created several possible "billboards" for this project, but the one that made it onto this initial build is for "Pious Pastor Paul's Practically Perfect Pizza Parlor." Unfortunately, other than retired pastor Paul Hegle's home pizza oven, there's never been one of those establishments anywhere in the world! That didn't stop us from doing what many of us do – naming a business on our layout after a friend. In this case, Pastor Paul happens to be a retired Lutheran Minister friend of ours who's pizza making is well-known in all the congregations he's served. Many years ago, Barbara created the apron he's wearing in the photo.



When the paint was fully dry, I added the actual billboard advertising with rubber cement. It was applied ONLY to the plastic sheet of billboard face board. I did NOT apply it to the paper. Could've done that, but if I did, it would be stuck there forever and I just might want to change it out somewhere down the road. I'll build another billboard or two down the road and when I do, I'll create one for "Dave's Lumber." That's the lumber company on the Pikeville Traveling Layout that's named for my brother-in-law, Dave Walters. On later builds, I might even add some Tichy nut-bolt-washer castings that I have on hand. And some lights. And electrical conduit and an electrical meter. Maybe.



Completed Billboard.

AUGUST MEETING REPORT (Continued from page 2)

There was one item of the new business:

Superintendent Ron Ellison asked for a motion to approve \$1,025 for the purchase and installation of a TV/Monitor for the meeting room at the Jeffersontown Library. Ron said the Division 8 Board of Directors approved this purchase to be brought before the membership at their last meeting. The library will handle the purchasing and installation. Ron explained that this will help the library and improve the viewing of presentations at our meetings. There will be a plaque recognizing our contribution. Motion by Mark Norman to approve the purchase as proposed. Motion seconded by Mike Berry. The motion carried.

Russ Weis presented the Back to Basics segment, “Under the Rails Part II—Model Railroad Roadbed Materials.” Rob Bennett presented the program, “Transporting Transformers.”

The minutes for the August meeting are posted on the Division website. Go to the members pages. You can also view the meeting and Rob Bennett’s clinic on the Division 8 YouTube Channel.

ACHIEVEMENT PROGRAM

By Mark Norman MMR®, AP Chairman

The NMRA Achievement Program web pages have a wealth of information about the program, requirements, benefits, etc. This link takes you to a good read – Dispelling Myths About the Achievement Program - [sr201208_apmyths.pdf \(nmra.org\)](https://www.nmra.org/sr201208_apmyths.pdf). While a short read, it’s too long for the Pie Card. Here are a few highlights to whet your appetite. It’s all about model railroads. It provides an artistic outlet for us to learn, develop, and grow those skills to create scenes, models of structures, models of rolling stock, and models of motive power. It also provides us with an opportunity to learn. Basketball has always been a good analogy. If you only play basketball with people who are much shorter than you, and perhaps are not as good as you, there is probably not a lot of challenge for you to make baskets. However, if you play against people who are as tall as you, or even taller than you, or have good basketball skills, you force yourself to improve in order to keep up. The same is true for the Achievement Program. Incidentally, Division 8 has a higher participation than shown in the article. Members with the Golden Spike or one or more AP certificates – 12% v 17% for us. Only considering AP certificates – 8% v 25% for us. Let’s keep having fun and growing.

SEPTEMBER 2023 MEMBER WELFARE FUND REPORT

The primary purpose of the *Member Welfare Fund* is to provide Division 8 members and their immediate families with get well cards for illness and for sympathy cards and donations on behalf of Division 8 for the death of a relative as defined by the member welfare procedures.

Donations fiscal YTD: Kent Westphal-\$50

If you wish to donate, email the amount to division8.mcr.nmra@gmail.com and we’ll email you an invoice to pay online. When you pay online, you’ll get an immediate receipt of your donation. Or call us at (502) 653-5371 with your donation amount and we’ll email you the invoice to pay online. Or use the invoice to send a check.

While a check may seem convenient, online payment saves time. We are a volunteer staff. Please help us save some of our time which is an increasingly scarce commodity. We need to spend it wisely.

Keep in mind we are a 501(c)(3) Non-profit. Your donation may be tax deductible depending on your own tax situation. Check with your tax advisor.


TRACKSIDE WITH BOB DAWSON

An eastbound CSX train crosses the diamonds at Marion, OH. Bob took this photo during the dinner break for Summerail in August, 2023.



TRAIN SHOW & SALE

OUR 33RD YEAR



SATURDAY, NOVEMBER 11, 2023 10:00 AM to 3:00 PM

HOLY FAMILY PARISH SAFFIN CENTER

3938 POPLAR LEVEL RD, LOUISVILLE, KY 40213

- MODEL TRAINS IN ALL SCALES
- OPERATING LAYOUTS AND DISPLAYS
- RETAIL SALES - OVER 100 DEALER TABLES
- MODEL RAILROAD EDUCATION
- JOIN THE NMRA - NATIONAL MODEL RAILROAD ASSOCIATION
- HOURLY DOOR PRIZES!
- GREAT FOOD & BEVERAGES
- FREE PARKING

\$6.00 PER PERSON – CHILDREN 12 AND UNDER FREE WITH AN ADULT

SPONSORED BY DIVISION 8 - MID CENTRAL REGION - NMRA

FOR MORE INFORMATION VISIT

WEBSITE: <http://div8-mcr-nmra.org>

ADVANCE TICKETS: <https://tinyurl.com/November2023TrainShowTickets>

ADVANCE TICKETS



DEALER INFORMATION



WEBSITE



Annual Train Show & Swap Meet

@ 1st Presbyterian Church



Hosted by the Southern Indiana Railroad

Saturday October 7th, 2023 10am to 3pm

Admission: 1-Can Good for Food Bank

Location: 1st Presbyterian Church

222 Walnut Street @ Chestnut Street

Jeffersonville, Indiana 47130

For Information on tables for the swap meet contact:

Jeff McMahan 502-415-2194 trainnutt56@yahoo.com

Ken Pettit 812-282-1658 trainman1@twc.com

Duke Green 812-267-0761

Darcy Elliott 502-424-8682 darcy_kansas@hotmail.com

www.southernindianarailroad.com or www.facebook.com/sirailroad



ROUNDHOUSE ELECTRIC TRAINS
 Brownsboro Road Shopping Center
 4870 Brownsboro Center
 Louisville, KY 40207
 (502) 895-2466
 SUPPORT YOUR LOCAL HOBBY SHOP
 CLICK FOR HOURS & MORE INFORMATION
[Roundhouse Electric Trains](#)



UPSCALE HOBBIES
 123 S Indiana Ave
 Sellersburg, IN 47172
 (502) 882-0664
 TUESDAY THRU FRIDAY 10 to 6
 SATURDAY 10 to 5
 SUPPORT YOUR LOCAL HOBBY SHOP
 CLICK FOR MORE INFORMATION
[UpScale Hobbies](#)



SCALE REPRODUCTIONS
 HOBBY SHOP
 SCALE REPRODUCTIONS
 Hikes Point – McMahan Plaza
 3073 Breckenridge Lane
 Louisville, KY 40220
 (502) 459-5849
 SUPPORT YOUR LOCAL HOBBY SHOP
 CLICK FOR HOURS & MORE INFORMATION
[Scale Reproductions](#)

ALL ABOARD!
 The North Coast Limited is coming!



Convention Location

The 2024 Mid-Central Convention will be held at the Crowne Plaza hotel in Middleburg Heights, Ohio

You may not find the link yet by doing a search. And you won't find it on the Division 4 webpage. But you can locate the link here on the Division 8 Conventions page - <http://div8-mcr-nmra.org/site/html/conventions.html>
 Or here's the direct link to the 2024 convention page - <https://northcoastlimited2024.org/>

THE DEPOT RAILROAD MUSEUM

Part of the John Hay Center
 206 S College Ave
 Salem, IN 47167
 (812) 883-1884

CLICK FOR HOURS & MORE INFORMATION

[The Depot Railroad Museum](#)

R & J DETAILS

HO Scale
Model Railroad Detail Parts

Rick Geerts - Owner


Shop the Online Store

[R & J Details](#)

SPONSORED BY CINCINNATI DIV. 7 OF THE NATIONAL MODEL RAILROAD ASSOC

Cincinnati Model Train & Trade Show

55th Annual



Lakota West High School
Sat & Sun October 14 & 15, 2023
11 am - 5 pm both days

FREE PARKING!

• Model Trains in All Scales 8940 Union Centre Blvd, West Chester, Ohio 45069

OFFICERS

Superintendent:	Ron Ellison	502-807-7683
Asst. Supt:	Fred Soward	502-499-0770
Clerk:	Bob Dawson	502-368-2607
Treasurer:	Mike Berry	502-245-1337

TRUSTEES

Stan White	502-558-2466
Tom Guenther	502-363-3113
Russ Weis	502-245-7991

COMMITTEE DIRECTORS

Achievement Program	Mark Norman	502-797-2062
Contests	Barry Christensen	270-272-6069
Librarian	Mike Berry	502-245-1337
Membership	Stan White	502-558-2466
Member Welfare	Mike Berry	502-245-1337
Media	Ron Ellison	502-807-7683
Meetings & Programs	Russ Weis	502-245-7991
Pie Card	Bob Dawson	502-368-2607
Train Show and Sale	Ron Ellison	502-807-7683
T-Trak	Bruce DeMaeyer	847-302-6145
Webmaster	Fred Soward	502-499-0770

MID CENTRAL REGION OFFICERS

President:	Dave Neff	440-269-1229
Vice-president:	Jerry Doyle	304-638-2826
Secretary:	Bruce DeMaeyer	847-302-6145
Treasurer:	John Shields	513-561-8691

If you are not sure who to contact, call (502) 653-5371 and tell us your needs. We'll get back to you. To contact Division 8 or any board member or committee director by email use - division8.mcr.nmra@gmail.com

THE PIE CARD

Division 8-MCR-NMRA
 Box 189
 Eastwood, KY 40018-0189
 502-653-5371

Editor: Bob Dawson
 Asst. Editor: Rick Tipton
 Publisher: Ron Ellison

The Pie Card is published twelve times a year by Division 8 of the National Model Railroad Association, Mid Central Region.

Please address all correspondence to Bob Dawson, Editor, 7305 Ticonderoga Dr., Louisville, KY 40214, or email: dawsobl@aol.com.

Deadline for submission of articles is the 20th day of the previous month. The Pie Card goes to press by the first of each month. Photos are preferred to be a JPEG format. Documents should be submitted as a Word or similar format. No PDF's please.

DIVISION 8 COMPANY STORE IS OPEN FOR BUSINESS



Available:

Division 8 Polo Shirts, T-Shirts, Sweat Shirts, Long Sleeve Denim Shirts, Fleece Jackets, and Baseball Caps
 For selections, prices, and order form, go to: div8-mcr-nmra.org and click on "Company Store."



New T-Shirt

DIVISION 8 COMPANY STORE IS OPEN FOR BUSINESS

The Company Store is ALWAYS open for business 24/7/365
 Shop anytime here - [Division 8 Company Store](http://Division8CompanyStore)

Start a conversation about Model Railroading. Wear your Division 8 apparel. Need some? It's in the Company Store.

CLICK [Division 8 Mid Central Region NMRA](http://Division8MidCentralRegionNMRA) or CALL (502) 653-5371 TO ORDER.

Have a birthday or special occasion coming up? If your family member needs help placing a gift order, have them call us. We'll confirm the order and email an itemized estimate. When the order is ready, we'll invoice you, or an interested 3rd party, and then pay online with a credit card. We will ship your order at the least expensive rate. Or if you don't need your item(s) in a hurry, pick them up at the next meeting and save postage. If you have any questions, click or call. We'll get back to you right away.