

The Pie Card

Volume 55, September 2021, Number 9

Mid Central Region, National Model Railroad Association



From the Superintendent's Desk

By Fred Soward

Last month, I wrote about our busy summer. Now it's time to start planning for this fall.

Even if you didn't attend our August Business meeting, I'm sure you know that it was a hybrid meeting. We had 19 attending in-person at the 600 Building and 8 connecting virtually through Zoom. As predicted, there were a few minor issues, so we'll be making some tweaks. Fortunately, there were no showstoppers. Our biggest challenge will always be audio – both in the 600 Room and through Zoom. If you're on the Zoom call, you absolutely must keep your microphone on mute until you are the active speaker. To keep the noise down for the virtual participants, we'll be sure to mute the 600 Room when we go to break. And I'll continue to remind presenters to repeat all questions from y'all. Otherwise, without spending a lot of money on additional technology, we think we're good to go with our solution.

The Division 8 Train Show & Sale is coming up in a couple months (November 13), so I've started re-assembling a pile of items for our sales table. As always, we appreciate your help in making the event a success. Please contact Ron Ellison if you're available and able to assist, especially for setup and tear down.

There are many other nearby model railroad events this fall. The Central Ohio RPM Meet in Marion, Ohio is set for September 23-25. The Division 7 (Lakota West) Train and Trade Show is October 9 & 10. The Salem Depot Railroad Museum has a small train show & sale scheduled for October 16. CIRROPS (Central Indiana Railroad Operations) weekend is set for October 15-17. During the Southern Indiana Model Railroad train show & sale on October 23, we will have a Division 8 display table. The Central Indiana Division has their Danville, Indiana, show scheduled for November 20. I'm sure I left something out of that list, but with all that going on, is it any wonder we've combined the October & November Gatherings into a single event on October 30?

Soon. -- very soon -- we'll be talking about the Division 8 Christmas Party. I hope you already have it on your calendar. Saturday, December 4, at the Airport Crowne Plaza.

Somehow, in and around all these events, I do plan to work on my Model Railroad Task List (MRTL). I hope you're getting your fall (and winter) model railroad plans in place, too.

AUGUST MEETING REPORT

This was our first hybrid meeting. Superintendent Fred Soward opened the meeting at 2 PM on Saturday August 21, in the 600 Room with members attending both in-person and online via Zoom. Fred reported that we had one new member, C. J. Reven; one visitor, Larry Smith, Superintendent of Division 10, was recognized. The Nominating and Election committees for our 2022 elections were announced at the meeting. The Nominating Committee chairman is Mark Norman, with Chris Broughton and Stan White as members. Don Fowler was named Election Teller, and Bill Lynch as Judge. All officer positions and one Trustee position are up for election. Any member interested in running for a position should contact one of the Nominating Committee members.

Mark Hedge reported that tables for our Fall Train Show and Sale are sold out, but he is taking names for a waiting list. Show Chairman Ron Ellison said he will have a volunteer sign-up sheet at the September meeting. See photos and further information for the meeting elsewhere in this issue.

TIME TABLE

Sep 11, Sat 2 PM Div 8 Bull Session on Zoom

Sep 18, Sat 2 PM, Div 8 Mtg. Hybrid Meeting, 600 Room and Zoom

Sep 25, Sat, Virtual NMRAX

Oct 9-10, 11 AM-5PM Div 7 Cincinnati Train & Trade Show.

Oct 16, Sat 2 PM, Div 8 Hybrid meeting, 600 Room and Zoom.

Oct 16, Sat 10 AM-4 PM Salem Depot Train Show and Sale

Oct 23, Sat Virtual NMRAX

Oct 23, Sat 10 AM-3 PM Sou IN Train Show & Swap Meet, Jeffersonville, IN

Oct 30, Sat 2 PM Div 8 Gathering on Zoom

SEPTEMBER 2021 CHARLIE KEELING HYBRID MODEL CONTEST

September	Photos (model) and photos (prototype)
October	Steam locomotives
November	Displays (no size limit)
December	NO CONTEST
January	Freight cars
February	Non-steam motive power
March	Structures
April	Passenger cars
May	Cabooses
June	Open loads
July	NO CONTEST
August	MOW equipment and highway vehicles

For August 2021, we began the 2021-2022 Charlie Keeling Hybrid Model Contest year with the revised category of two separate contests for M of W Equipment and also for Highway Vehicles, with separate entries for each, and separate votes for each.

The contest is now hybrid! Model submissions and voting continue to be on-line just like the previous contest year. Modelers are now invited to bring their models for display only (no additional voting) IN PERSON at Division 8 monthly meetings where the month's winners will be announced, and a first-place certificate awarded.

For the M of W Equipment contest, five models were entered, with Craig Hatter receiving honorable mention for his PC crane and flat car, Bob Frankrone placing third for his 200T crane and tender, Rick Geerts second for his M of W equipment, Steve Lasher also second for his bunk car converted from a Pullman Palace car, and Kevin Jones first for his On30 tool car. Congratulations to these modelers!

Using contest scoring rule #6 for second place ties, the initial point totals were: Kevin Jones with 4, Rick Geerts and Steve Lasher with 3 each, and Bob Frankrone and Craig Hatter with 1 each.

For the Highway Vehicles contest, four models were entered, with Ron Ellison receiving honorable mention for his owner/operator semi-truck, Bob Frankrone placing third for his dump truck, Rick Geerts second for his grain truck, and Craig Hatter first for his auto carrier trucks. Congratulations to each modeler!

The updated point totals are now: Rick Geerts with 6, Craig Hatter with 5, Kevin Jones with 4, Bob Frankrone and Steve Lasher with 3 each, and Ron Ellison with 1.
(continued on column 2 of this page)



SEPTEMBER MEETING INFORMATION

The September meeting is 2 PM Saturday September 18 at the 600 Room, first floor of the 600 Building, 600 N. Hurstbourne Pkwy. 40222. **Use the Whittington Pkwy. (main) entrance.** This will be a hybrid meeting; if you can't be there in person, we'll be using Zoom to broadcast the meeting at the same time. Refreshments and snacks will not be available at the 600 Room for this meeting. To maintain the security of the meeting, the Zoom connection information will be sent directly to members by email about a week prior to the meeting and will not be published online. Bernard Kempinski is presenting the program, "Introduction to the Railroads of the Civil War". See page 7 for more program information.

DIVISION 8 IN-PERSON MEETING REQUIREMENT

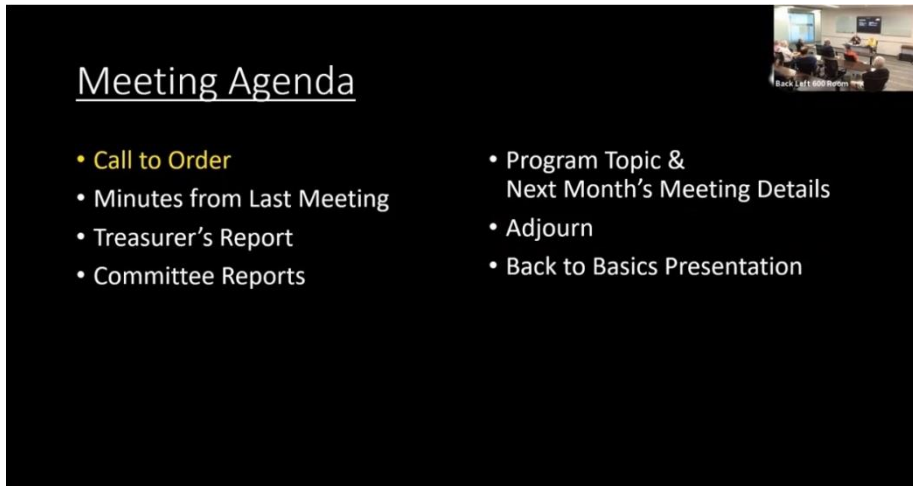
Vaccines and masks are required for attendance at any face-to-face Division 8 event until such time as Jefferson County is out of the **High** transmission category. This policy is based on CDC guidelines. If you are not vaccinated for any reason, please take part in our meetings via Zoom. Division 8 is adopting this policy to safeguard the health of our members and their families and the communities we all live in from COVID-19.

CONTEST (continued from column 1)

For September, the 2021-2022 Charlie Keeling Hybrid Model Contest will continue with another two separate contests: for Photos (Model) and also for Photos (Prototype), with separate entries for each, and separate votes for each. Photos may be color or black and white, originally taken digitally or on film.

To enter the September Contest, email 1 to 3 photos in JPG format only along with the Contest Entry Form as a PDF file to division8.mcr.nmra@gmail.com. You can submit up to 3 photos but it is suggested you enter 1 - otherwise, you are competing with yourself. Since there are 2 separate contests, please submit a 2nd entry separately. See Page 7 for Contest dates, they will also be listed in the Groups.io Calendar. And as always if you have questions, comments, or need help, email division8.mcr.nmra@gmail.com.

AT THE AUGUST HYBRID MEETING



Left:

A "screen shot" of what you would've seen on your computer or device if you attended the meeting from home on Zoom. The small thumbnail in the upper right put those at home virtually in the room. *Photo from the Division 8 YouTube Channel.*

Right:

The audience in the 600 Room.

Photo by Bob Dawson



Left:

First Place MOW contest certificate was presented to Kevin Jones (left) by Contest Chairman Barry Christensen.

Craig Hatter, winner of the Highway Vehicle category, wasn't present. His certificate will be presented at a later date. Contest photos are on page 4.

Photo by Bob Dawson

Right:

Russ Weis presented the program, "Signals on the New York Central". Russ described how, with the help of his "guys," he installed signals on his layout.

Photo by Bob Dawson





Left:
Kevin Jones' first place MOW category On30 Tool Car. Kevin started with a Morgan Hills Model kit. Kevin had to adjust the resin car frame that sat too high on the trucks. The flat car deck was built board by board. The siding on the shack was also added board by board and then holes cut for the window castings. Kevin finished the car adding details, couplers, and trucks, and painting and weathering the model.

Right:
Craig Hatter's first place winner in the Highway Vehicle category. Craig kit-bashed these rigs from modified Walthers kits. He said he painted them "the strangest custom color green" he could find.



Below: Second Place MOW was a tie between Steve Lasher (MDC Palace Car) and Rick Geerts (Fairmont Tamber and Tie exchanger and Norco Hydra Hammer). Rick Geerts also took second place in the Highway Vehicles category with his grain truck.



Above: Steve Lasher. Right: Rick Geerts.




Left: Rick's Grain Truck



Above: Bob Frankrone took third place in both categories with his Crane and Tender Caboose, and his large red dump truck.

DIVISION 8 T-TRAK, Getting Started (continued from the August Pie Card)

By Fred Soward



All the T-TRAK bits and pieces in one place, ready for assembly

It's built! There's no scenery on it, but it's functional. The first of the two double T-TRAK modules that at the end of July were sitting in the garage waiting assembly is at a point where I am going to set it aside for a while so that I can focus on other projects.


Everything did not go as planned. Bruce DeMaeyer & I are working on modifications to the T-TRAK documents that are on the Division 8 website based on my experiences with this project. The good news is that the module does work correctly, and it performs in accordance with the T-TRAK specifications.

Procuring the suggested paint was more of a challenge than expected. Lowe's no longer sells sample paint cans. Even though the Lowe's website still shows the sample paint can size is available, they don't sell it in that size. At least not in the L'ville area right now. So, instead of 8-ounce cans of primer and "Cowboy Hat" brown, we purchased 32-ounce cans. I think we have enough to paint about 100 double T-TRAK modules. It won't be wasted – it'll probably be used for a base coat on the Santa Cruz & Felton layout.

The instructions that were supposed to be included with the package from CMR did not make it into the box that was shipped to me. It's not all that difficult to figure out how to put the box together and there are some really good YouTube videos that demonstrate the assembly process. Having Barbara help with it was essential to not making a mess with the Tite-Bond glue and to having it go together without issue.

I did make a few deviations from the Division 8 SOP and the YouTube videos. For starters, I installed the T-nuts into the four feet prior to gluing the feet into the box. That way, there is no stress on the glue joint that holds the feet into the corners of the box when installing the T-nuts. I also installed the leveling screws before the glue set on the feet. Doing so at that time ensures the T-nuts in the feet are already lined up precisely with the screw holes in the top of the box when the glue dries.

While the glue was drying, I painted the Kato pre-formed plastic ballast with a light wash of Raw Umber acrylic paint. When that dried, I painted the rails with FolkArt/Plaid brand #276 Asphaltum. For the Santa Cruz & Felton, I've been painting the track with the same wash of Raw Umber and the rail with Dark Umber. I learned about using Asphaltum for simulating rust on metal during a virtual RPM clinic a few months ago so I decided to try it. I definitely like the results. And, yes, I really did paint all that N scale track with a small paint brush. Not one of the more phun parts of the job, but I like the paint brush results better than using an airbrush because the airbrush coverage is not varied enough for my taste when painting rusty rail.



The leveling screws inserted into the top of the box and through the T-nut in one of the T-TRAK module feet while the glue dries. The photo shows the assembly while upside-down on the workbench.



The CMR T-TRAK box is assembled, glued, and taped while the Tite-Bond glue dries.

Unfortunately, I discovered that the pre-drilled track screw holes were not all in the correct locations in the top of the box. To fix that issue, I first assembled the four double-track pieces of Kato track, along with the Kato Terminal Unjoiners. Knowing that the track assembly was the correct length, I laid it upside down on top of the box to verify the pre-drilled (lasered) screw holes were in the correct locations and to determine which ones to use. It was immediately obvious that the screw holes in the box didn't line up with the Kato track screw holes. Well, four of them did, but to assemble it correctly and securely, I needed sixteen screws to hold the track assembly firmly in place. Frustrating, but not an unsurmountable problem. I drew a straight line down both sets of pre-drilled holes on the box top, using a long steel ruler. Next, I aligned the

Kato track assembly so that the ends hung out the same on both ends of the box. I thought, "It's supposed to be 1 mm on each end, but if it's exactly the same on the two ends, why bother measuring it?" That worked just fine. Using the upside down track assembly as a

Continued on page 6

DIVISION 8 T-TRAK, Getting Started (continued from page 5)

For comparison, the track closest to the camera has been painted with Asphaltum and the track in the back is basic Kato out-of-the-box uni-track. The entire piece has received a single wash of Burnt Umber.

#6342 Oatmeal across the shoulders and middle area of the ballast between the tracks, but not between the rails. My last step was to lightly paint a very thin strip of FolkArt/Plaid brand #925 Wrought Iron (aka black) down the middle of each set of tracks to simulate grease/oil/gunk.

So far, it's been a phun little diversion. But I really need to refocus and knock out some other tasks. I'll get back to it and work on scenery (ugh) in a few months. I hope this little journey has amused you and maybe even encouraged you to take a whirl at building a T-TRAK module or two.

MEMBER WELFARE REPORT

The primary purpose of the *Member Welfare Fund* is to provide Division 8 members and their immediate families with get well cards for illness and for sympathy cards and donations on behalf of Division 8 for the death of a relative as defined by the member welfare procedures.

Donations fiscal YTD: Ed Brennan-\$30; Eric Waggoner-\$15; Fred & Barbara Soward-\$100; K & I Model Railroad Club-\$50; Mark Hedge-\$25.

If you wish to donate, email the amount to division8.mcr.nmra@gmail.com and we'll email you an invoice to pay online. Or call us at (502) 653-5371. Note - Donations were reset when our new fiscal year began on July 1, 2021.

Get well and gift cards were sent to John Czerwinski and Rick Wehr who were hospitalized and are recovering at home.

guide, I then made pencil marks on the top of the box where the screw holes were located on the Kato track assembly. Next, a square to make sure that I placed a crossline at exactly the correct spot to drill the holes in the top of the box. Ten minutes later, I had all the holes drilled. And then I discovered that CMR supplies only 10 track screws. I needed 16. Good thing Bruce recommended buying a package from Lowe's, so I already had an additional package on-hand.

After the track assembly was attached to the box, my next step was to do another light wash of the Raw Umber to the ballast, followed by some touch-up with the Asphaltum on the rail. I also dry-brushed a bit of FolkArt/Plaid brand



Kato uni-track installed on the T-TRAK module and weathered as described in the article.

**TRACKSIDE WITH ED BRENNAN MMR®**

Photo from Ed Brennan

"then one day near Salinas...." In Salinas, actually! In 1992 I was studying at the Defense Language Institute in Monterey, CA. On Sundays I occasionally took class materials to the Salinas depot to watch trains while listening to language tapes. Frequently, there was a combination of SP/SSW power on hand. On this particular day, the combination yielded a great shot of two now "fallen flag" units and one cool dude.

SEPTEMBER CONTEST TIMELINE

We will send out a reminder but below are some of the Contest timeline dates for September:

- September 4th - First day to submit entries
- September 11th - Last day to submit entries
- September 16th - Members will receive the Contest Ballot
- September 16th & 17th - Voting in the Contest Ballot ends @ 10:00 PM on the 17th
- September 18 - Winners announced at the General Meeting - 1st, 2nd and 3rd

SEPTEMBER PROGRAM INFORMATION (continued from page 2):

The presenter will be Bernard Kempinski. Mr. Kempinski is a freelance writer who has written dozens of magazine articles and several books on model railroading. He is an active model railroader and has built models on commission for museums and individuals. He is also the proprietor of Alkem Scale Models, a cottage industry specializing in fine scale kits and detail parts www.alkemscalemodels.com

BULL SESSION REPLACES SEPTEMBER GATHERING

Division 8 Media Committee

Our quarterly BULL Session is September 11, 2021 at 2:00 PM. The Gathering will be back in October! Drop by on Zoom and ask those burning questions you've been wanting to ask. Or talk about what you're working on. Better yet, show us what you're working on. Or just listen and learn.

**MEMBERSHIP REPORT**

By Stan White, Membership Chairman

There were 123 Active members in August. One new member, C. J. Reven joined us. We had one expiration and five renewals: Greg Gephart, Javier Ortiz, Theodore Ravhut, George Ronn, and Richard Verner.

2021 SILVER SPIKE AWARD

The nomination period for the 2021 Silver Spike Award closed on Sunday August 22, 2021. There was a single nomination for a qualified recipient. In the event there is a sole nominee, the nominee may be given the Silver Spike award by a motion of the board of directors to have the Silver Spike awarded by acclamation. As such, the Board of Directors voted at the board meeting on August 26th to make the award by acclamation rather than carry out a vote for a single recipient.

The announcement of the name of the Silver Spike Award winner will be at our December 4, 2021, Christmas Party. The award will be presented at that time.

2021 Silver Spike Committee

Rick Maloney, Bob Dawson, Ron Ellison



Registration is **NOW OPEN**. Here are the convention fees:

- \$85.00 Early Registration - Opening Registration to December 31, 2021
- \$95.00 Registration - January 1, 2022 to April 27, 2022
- \$110.00 Late Registration - April 28, 2022 to May 21, 2022
- \$25.00 additional Family Member(s) Registration - any date
- \$40.00 Saturday May 21st ONLY, Individual Registration (One-Day)

Sign up on the website to receive convention updates by email

<https://www.indyjunction2022.org/>

Reserve your room while you are registering - \$132 + local tax


SAVE THE DATE

The Southern Indiana Railroad will hold its annual Train Show and Swap Meet, October 23rd in Jeffersonville, IN. Details will be in the October Pie Card.

SPONSORED BY CINCINNATI DIV. 7 OF THE NATIONAL MODEL RAILROAD ASSOC

Cincinnati Model Train & Trade Show

53rd Annual



Lakota West High School

Sat & Sun October 9 & 10, 2021

**FREE
PARKING!**

11 am - 5 pm both days

- Model Trains in All Scales
- Operating Layouts & Displays
- Retail Sales – over 250 tables
- Hourly Door Prizes
- FREE Locomotive Test Booth
- ATMs at several nearby banks

8940 Union Centre Blvd, West Chester, Ohio 45069



FUN for the Whole Family!

\$7 Admission

Children 12 and under and Scouts in uniform free, with accompanying paying adult(s)

This event will be operated under all local, state, and federal health guidelines in effect at the time of the show. If you're feeling ill or suspect you may have COVID 19 symptoms, you should not attend. Masks are suggested, but not mandatory, unless required by federal, state, or appropriate local civil health authorities. Hand sanitizer will be available at multiple locations. Subject to cancellation due to events beyond our control. See <https://cincy-div7.org/events.html> for last-minute info or changes.

**Chance to Win a
G Scale Train Set!**

Sponsored in part by
Peter Paul
OFFICE EQUIPMENT
Serving the Tri-State Since 1932

kids R kids
QUALITY LEARNING CENTERS

For more information call **513-662-RAIL** or visit **www.cincy-div7.org**

OFFICERS

Superintendent:	Fred Soward	502-499-0770
Asst. Supt:	Eric Waggoner	502-244-6628
Clerk:	Bob Dawson	502-368-2607
Treasurer:	Mike Berry	502-245-1337

TRUSTEES

Tom Guenther	502-363-3113
Russ Weis	502-245-7991
Ron Ellison	502-807-7683

COMMITTEE DIRECTORS

Achievement Program	Mark Norman	502-797-2062
Contests	Barry Christensen	270-272-6069
Librarian	Mike Berry	502-245-1337
Membership	Stan White	502-558-2466
Member Welfare	Rick Wehr	502-500-6398
Media	Ron Ellison	502-807-7683
Meetings & Program	Russ Weis	502-245-7991
Pie Card	Bob Dawson	502-368-2607
Train Show and Sale	Ron Ellison	502-807-7683
T-Trak	Bruce DeMaeyer	502-618-0248
Webmaster	Tom Guenther	502-363-3113

MID CENTRAL REGION OFFICERS

President:	Dave Neff	440-269-1229
Vice-president:	Jerry Doyle	304-638-2826
Secretary:	Fred Soward	502-499-0770
Treasurer:	John Shields	513-561-8691

If you are not sure who to contact, call (502) 653-5371 and tell us your needs. We'll get back to you. To contact Division 8 or any board member or committee director by email use - division8.mcr.nmra@gmail.com

THE PIE CARD

Division Eight, MCR, NMRA
Box 99041
Louisville, KY 40269-0041
502-653-5371

Editor: Bob Dawson
Asst. Editor: Rick Tipton
Publisher EPie Card: Ron Ellison

The Pie Card is published twelve times a year by Division 8 of the National Model Railroad Association, Mid Central Region.

Please address all correspondence to Bob Dawson, Editor, 7305 Ticonderoga Dr., Louisville, KY 40214 or email: dawsobl@aol.com.

Deadline for submission of articles is the 25th day of the previous month. The Pie Card goes to press by the first of each month.

TRAIN SHOW & SALE

OUR 31ST YEAR



SATURDAY, NOVEMBER 13, 2021 10:00 AM to 3:00 PM
Holy Family Parish Saffin Center
3938 POPLAR LEVEL RD, LOUISVILLE, KY 40213

- Model Trains in All Scales
- Operating Layouts and Displays
- Retail Sales
- Information Stations
- Hourly Door Prizes!
- Great Food & Beverages
- FREE Parking

ADMISSION

\$6.00 Per Person – Children 12 and under free with an adult

Dealer Tables available - \$30 per table
For information or to reserve dealer tables contact:
Mark Hedge - (812) 288-8037 Email: div8trainshow@gmail.com

Sponsored by Division 8 - Mid Central Region - NMRA

FOR MORE INFORMATION VISIT

Website: <http://div8-mcr-nmra.org>

Facebook: @Division8.MCR.NMRA

DIVISION 8 COMPANY STORE

IS OPEN FOR BUSINESS

The Company Store is ALWAYS open for business 24/7/365.

Shop anytime here - <http://div8-mcr-nmra.org/site/html/store.html> .

You can email your order to Division8.MCR.NMRA@gmail.com . Or you can call or text your order to (502) 653-5371. We will confirm your order and email you back an itemized invoice and then pay online with your credit card. We will ship your order via USPS and invoice you for postage at the least expensive rate along with your merch.

Is your Division 8 outfit ready for the resumption of face to face meetings and the Train Show & Sale? A hat, shirt or fleece will make you look your best even if you're ZOOMing! All our merch is DELUX and priced right. Place an order TODAY for Division 8 Company Store merch!